

Grammar Symbol Boxes Instructions

Nine boxes—can be cardboard, wood, or other container. Check craft stores, teacher stores, or the Container Store for boxes. Each box needs to be big enough to hold labels, grammar symbols, and in most cases, small objects.

About 40 small objects—Many small objects can be found around your home or school; www.montessoriservices.com is a good source for objects, as well as craft and teacher stores. Specifically, you will need:

1) Noun Box: 10 small objects (nouns)

2) Adjective Box: 5 pairs of different colored objects (buttons in two colors, marbles in two colors, etc.)

3) Article Box: identical doubles of two objects that start with a vowel sound (apple, eraser), as well as at least 4 sets of identical doubles

4) Verb Box: No objects

5) Adverb Box: No objects

6) Pronoun Box: If desired (optional), pictures of people and objects that can be referred to by various pronouns

7) Conjunction Box: Four crayons of different colors or 4 other identical objects in four different colors


8) Preposition Box: At least 4 very different objects, to be used in combination with each other

9) Interjection Box: No objects

Grammar Symbols — You will need quite a few of each symbol: at least 30 black triangles for nouns, 20 articles, 20 adjectives, 12 verbs, 6 adverbs, 4 conjunctions, and as many prepositions and interjections as you have labels. These numbers are approximate because it will depend on how many objects you put in the boxes.

You will also need one grammar symbol to put on the top of each box. If you want these to be larger, you can cut them out of colored paper or cardstock


Noun




Article




Adjective




Adverb



Verb




Preposition



Conjunction

Pronoun



Interjection