


## Living




## Non-Living



## Magnetic



## Non-Magnetic



## Plant



## Animal



There are certain materials that just make more sense to do with objects, not pictures. In some cases (magnetic/non-magnetic), you can only “test” the attribute of the item by using real objects.

So, print up these cards on cardstock, and laminate. Then add items as suggested (most of them can be found at craft or hobby stores):

### Living

miniature animals  
silk flowers/leaves

### Non-Living

rocks  
mini objects

### Magnetic

paper clip  
fridge magnet  
screw  
magnetic alphabet letter  
horseshoe magnet

### Non-Magnetic

feather  
wood block  
plastic toy  
rock  
piece of paper

### Plant

silk flowers/leaves  
miniature trees  
fake fruit/vegetables  
pinecone/nut

### Animals

mini animals

### Vertebrate

mini animals  
(mammal, bird,  
fish, reptile,  
amphibian)

### Invertebrate

starfish  
worm  
jellyfish  
sea sponge  
insects/spiders  
shellfish

### Fruit

mini fake fruit

### Vegetable

mini fake vegetables

### Land

car  
truck  
person  
land animal

### Air

bird  
plane  
spaceship  
kite

### Water

boat  
fish  
ocean mammal  
submarine

## Vertebrate



## Invertebrate



Please note: this PDF is copyrighted by Montessori for Everyone and is free for personal use only. Please do not upload it to any other website (including school websites) or file-sharing service (like Scribd). Just link to us if you want to share. Thanks!

## Fruit




## Vegetable



## Land



## Air



## Water

