




**Please note: this PDF is copyrighted by Montessori for Everyone and is free for personal use only. Please do not upload it to any other website (including school websites) or file-sharing service (like Scribd). Just link to us if you want to share. Thanks!**
















Instructions: print on cardstock and laminate. Cut cards apart. Let the child match the whole/half cards together. The first time, they may need the control cards while working. The second time, they can use the control cards just to check their work.