


A a	B b
	
C c	D d

Instructions: print on cardstock and laminate. Cut cards apart. Since there are 26 cards (one for each letter of the alphabet), you may want to divide these cards into smaller sets (5-6 cards each). Help the child make the letter with their hand after they have matched the cards. They can use the control cards and/or the poster to check their work. Once they've worked with these cards for awhile, have them try spelling some simple, short words using sign language. They would probably enjoy spelling their own name, too.



A a



B b



C c



D d



E e



F f



G g



H h



E e



F f




G g



H h



I i



J j




K k



L l



i



j



k



l



M m



N n



O o



P p



M m



N n



O o



P p



Q q



R r



S s



T t



Q q



R r



S s



T t



U u



V v



W w



X x



U u



V v



W w



X x



Y y



Z z



Y y




Z z

Sign Language Alphabet



A a B b C c D d E e F f G g



H h I i J j K k L l M m



N n O o P p Q q R r S s



T t U u V v W w X x Y y Z z