





<p>_n</p>	<p>_p</p>	<p>_r</p>
		
		
		
		

_g

_d

_t



can	map	car
fan	top	star
barn	ship	jar
moon	soap	bear

The word cards are optional and should only be used if the child is reading fluently. Please see the instructions on the last page for more information.

dog	bread	ant
egg	cloud	nest
jug	bed	cat
bag	gold	fruit

The word cards are optional and should only be used if the child is reading fluently. Please see the instructions on the last page for more information.

Instructions: Print on 8 1/2 x 11 cardstock and laminate. Cut cards apart.













Have the child set the letter cards across the top of a rug or table. Tell them to say the name of each picture, listen for the sound it ends with, and put it under the correct letter.

You may have to remind them to pay attention to the **ending** sound, since they're used to listening for the beginning sound.

The child can use the control cards, below, to complete the work for the first time, or to check their work if they are doing it for a second or third time.

The word cards are optional. Do not use them if the child has not completed the Pink, Blue, and Green Series work. The main focus of this work should be on saying the words aloud and listening to the sound.

After the child can complete the work by saying and listening to the sounds, then let them, if they wish, match the word cards to the pictures.

_n	_p	_r
		
		
		
		

_g	_d	_t
		
		
		
		